

Signify Classified - Internal
Cooper Lighting Solutions Photometric Lab
1121 Highway 74 South
Peachtree City, GA 30269



Scaled data based on original data using
LM-79-08 Approved Method: Electrical and Photometric Measurements of Solid-
State Lighting Products

Test Report Prepared for
Cooper Lighting Solutions
(formerly Eaton)

Brand: McGRAW-EDISON

Report Number: P437436

Luminaire Tested: **ISC-SA1C-830-U-T4W**

Issue Date: 12/9/2020

Test Information

Test Method: LM-79-08
Report Number: P437436
TEST IS SCALED FROM IESNA LM-79-08 TEST DATA (G3-2011-074-12)
Test Lab: INNOVATION CENTER
Issue Date: 12/9/2020
Manufacturer: COOPER LIGHTING SOLUTIONS (FORMERLY EATON)
Product Line: McGRAW-EDISON
Catalog Number: ISC-SA1C-830-U-T4W
Description: IMPACT ELITE LED CYLINDER LUMINAIRE
(1) 80 CRI, 3000K, 615mA LIGHTSQUARE WITH 16 LEDS AND TYPE IV WIDE OPTICS
Light Source: -
Ballast/Driver: ELECTRONIC DRIVER

Summary

Lumens per Lamp: N/A
Luminaire Lumens: 3641 lumens
Efficiency: N/A
Efficacy: 106.5 lumens/watt
Luminous Opening: Rectangular (W 0.5' x L: 0.5' x H: 0')
IES Classification: Type IV - Short
BUG Rating: B1 - U0 - G1

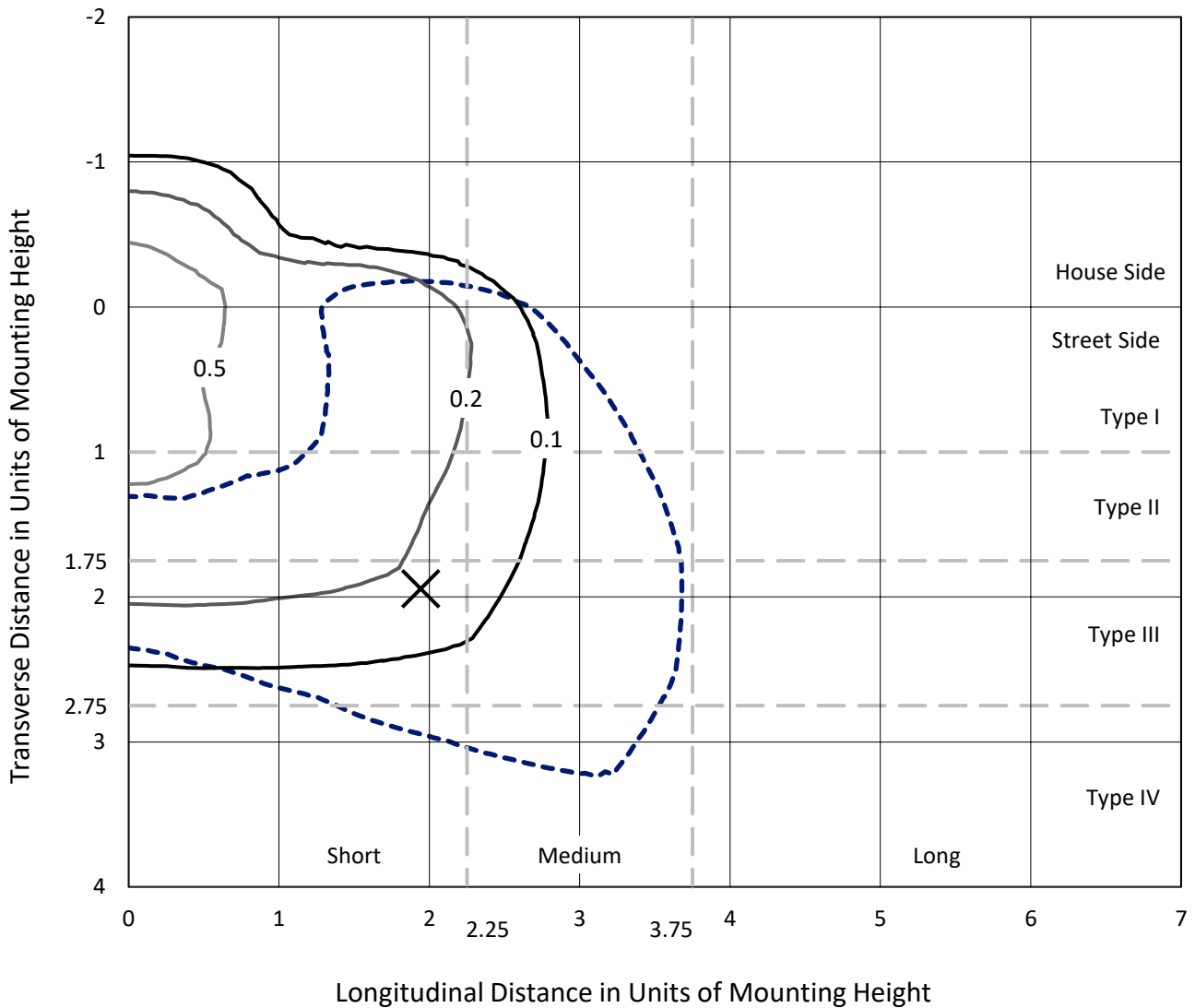
Input Watts (W): 34.2
Input Voltage (V): NR
Input Current (Ain): NR
Voltage Rise (V): NR
Power Factor: NR
Total Harmonic Distortion (THDi): NR
Frequency (hertz): 60
Stabilization Time: NR
Operation Time: NR
Ambient Temperature (°C): NR
Test Distance: 28.75 FT



REPORT NUMBER: P437436
 CATALOG NUMBER: ISC-SA1C-830-U-T4W

Iso-Footcandle Lines of Horizontal Illumination

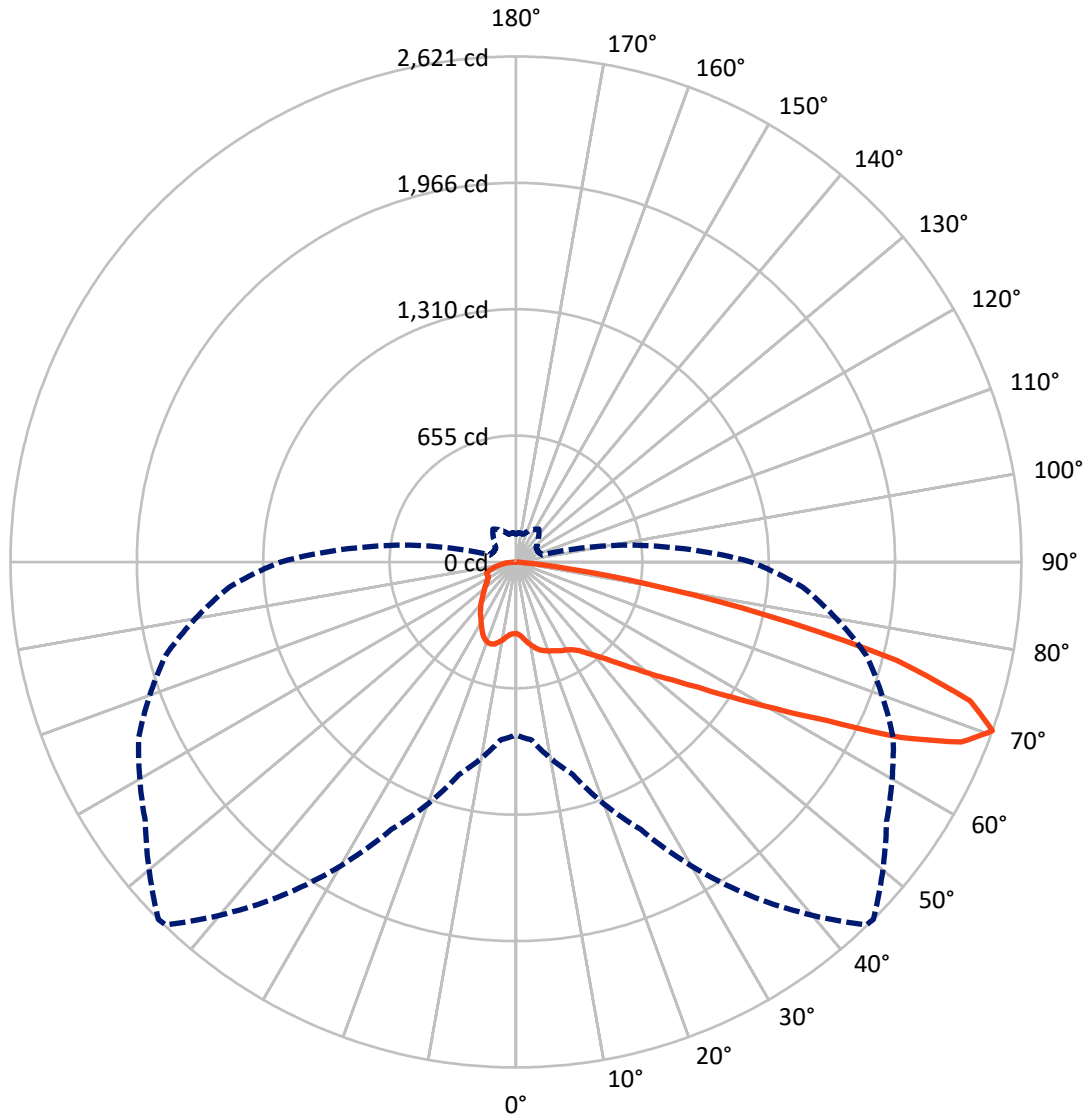
✕ Max cd
 - - - 1/2 Max cd



Based on 25 foot mounting height. Maximum calculated value = 0.7 fc
 Type IV - Short - N/A

REPORT NUMBER: P437436
CATALOG NUMBER: ISC-SA1C-830-U-T4W

Luminous Intensity Polar Plot



— Vertical Plane Through 45-Deg Lateral - - - Horizontal Cone Through 70-Deg Vertical

REPORT NUMBER: P437436
 CATALOG NUMBER: ISC-SA1C-830-U-T4W

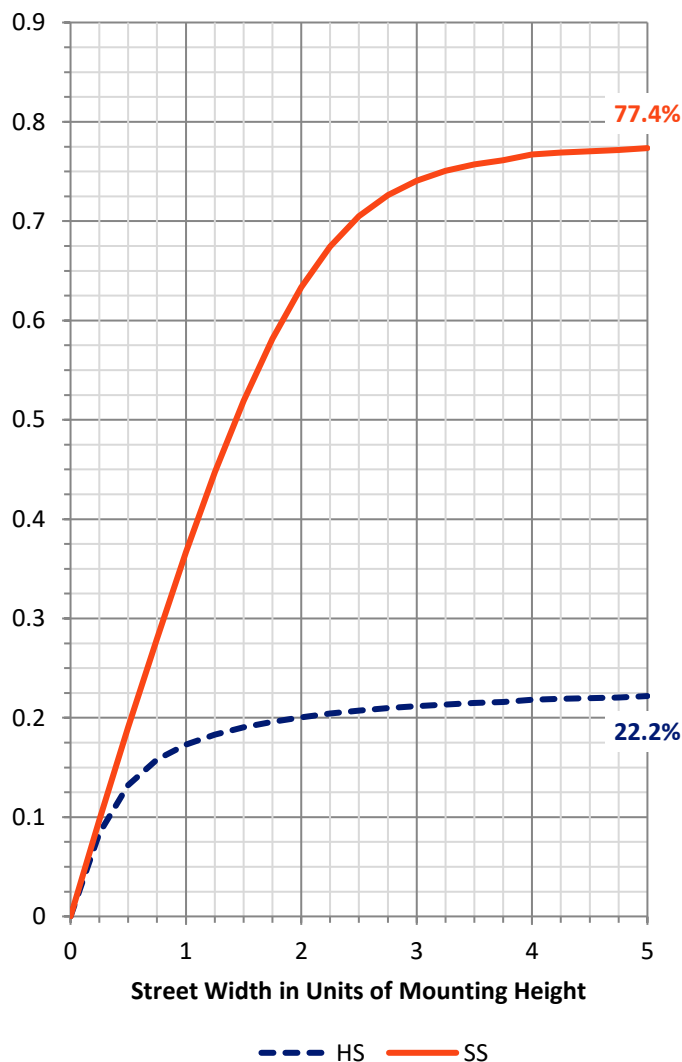
FLUX DISTRIBUTION:

		Downward	Upward	Total
House Side	Lumens	822.1	0.0	822.1
	% Fixture	22.6	0.0	22.6
Street Side	Lumens	2818.9	0.0	2818.9
	% Fixture	77.4	0.0	77.4
Total	Lumens	3641.0	0.0	3641.0
	% Fixture	100.0	0.0	100.0

Coefficient of Utilization

ZONAL LUMENS:

Zone	Lumens	% Fixture
0°-10°	38.2	1.0
10°-20°	127.9	3.5
20°-30°	216.6	5.9
30°-40°	313.1	8.6
40°-50°	451.5	12.4
50°-60°	740.5	20.3
60°-70°	1060.9	29.1
70°-80°	630.6	17.3
80°-90°	61.7	1.7
90°-100°	0.0	0.0
100°-110°	0.0	0.0
110°-120°	0.0	0.0
120°-130°	0.0	0.0
130°-140°	0.0	0.0
140°-150°	0.0	0.0
150°-160°	0.0	0.0
160°-170°	0.0	0.0
170°-180°	0.0	0.0
0°-90°	3641.0	100.0
0°-180°	3641.0	100.0

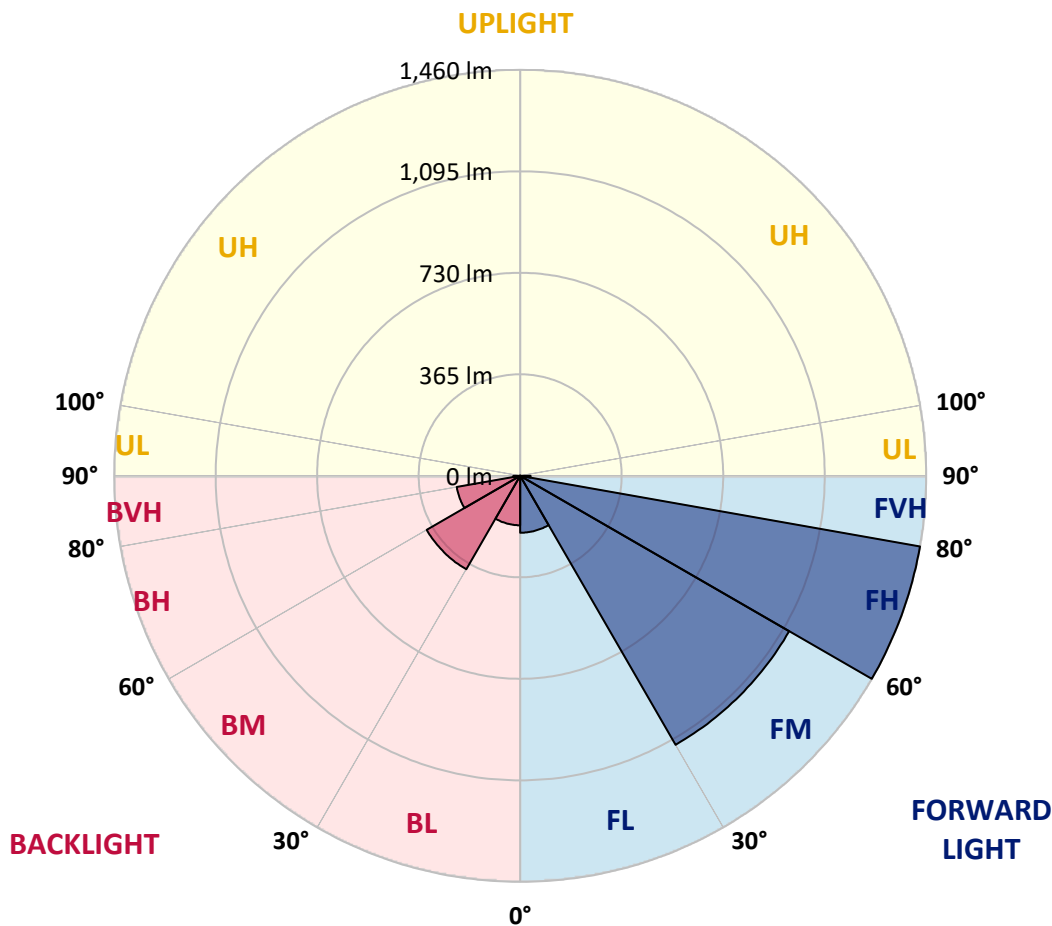


REPORT NUMBER: P437436
 CATALOG NUMBER: ISC-SA1C-830-U-T4W

LUMINAIRE CLASSIFICATION SYSTEM LUMEN TABLE AND BUG RATING:

Zone	Lumens	% Fixture	Zone Rating/Lumen Limit		
			B	U	G
FL (0°-30°)	204.7	5.6			
FM (30°-60°)	1117.1	30.7			
FH (60°-80°)	1459.9	40.1			G1/1800
FVH (80°-90°)	37.2	1.0			G1/100
BL (0°-30°)	177.9	4.9	B1/500		
BM (30°-60°)	388.1	10.7	B1/1000		
BH (60°-80°)	231.5	6.4	B1/500		G1/500
BVH (80°-90°)	24.6	0.7			G1/100
UL (90°-100°)	0.0	0.0		U0/0	
UH (100°-180°)	0.0	0.0		U0/0	

BUG Rating: B1-U0-G1
 Type IV Short





REPORT NUMBER: P437436
 CATALOG NUMBER: ISC-SA1C-830-U-T4W

CANDELA DISTRIBUTION (FULL):

	0°	5°	15°	25°	35°	44°	45°	55°	65°	75°	85°
0°	370.6	370.6	370.6	370.6	370.6	370.6	370.6	370.6	370.6	370.6	370.6
2.5°	389.0	389.0	387.7	386.4	383.7	381.1	379.8	375.9	375.9	374.6	372.0
5°	417.8	415.2	413.9	408.6	404.7	398.1	396.8	387.7	382.4	378.5	375.9
7.5°	447.9	449.2	444.0	437.4	428.3	419.1	419.1	408.6	399.5	390.3	382.4
10°	476.7	476.7	470.2	462.3	453.2	441.4	438.7	427.0	416.5	404.7	395.5
12.5°	499.0	497.7	489.8	482.0	470.2	461.0	458.4	444.0	434.8	420.4	407.3
15°	514.7	514.7	506.9	495.1	483.3	474.1	474.1	463.6	450.5	436.1	420.4
17.5°	523.9	522.6	516.0	502.9	492.4	484.6	483.3	475.4	467.6	453.2	433.5
20°	523.9	521.3	516.0	505.5	496.4	491.1	492.4	485.9	480.7	463.6	447.9
22.5°	522.6	521.3	512.1	504.2	501.6	500.3	499.0	496.4	487.2	474.1	461.0
25°	534.4	533.0	522.6	512.1	506.9	506.9	509.5	504.2	499.0	485.9	474.1
27.5°	567.1	561.9	547.5	527.8	520.0	518.6	520.0	513.4	509.5	500.3	489.8
30°	622.1	619.5	597.2	560.6	539.6	529.1	527.8	526.5	521.3	514.7	505.5
32.5°	694.1	691.5	657.5	610.3	565.8	542.2	543.5	537.0	537.0	527.8	520.0
35°	783.2	778.0	743.9	677.1	605.1	565.8	563.2	554.0	555.3	539.6	531.7
37.5°	861.8	856.5	823.8	745.2	654.8	603.8	599.8	577.6	563.2	543.5	544.8
40°	928.6	929.9	906.3	827.7	719.0	645.7	639.1	595.9	578.9	561.9	569.7
42.5°	996.7	1000.6	984.9	901.1	784.5	691.5	688.9	627.3	612.9	599.8	618.2
45°	1063.5	1071.3	1058.2	979.7	857.9	760.9	750.5	678.4	669.3	661.4	716.4
47.5°	1122.4	1125.0	1123.7	1062.2	939.1	839.5	825.1	745.2	757.0	778.0	869.6
50°	1195.8	1199.7	1178.7	1144.7	1049.1	928.6	915.5	829.0	877.5	945.6	1084.4
52.5°	1304.5	1309.7	1250.8	1229.8	1185.3	1036.0	1016.3	952.2	1056.9	1159.1	1324.1
55°	1367.3	1359.5	1333.3	1335.9	1311.0	1164.3	1147.3	1102.8	1252.1	1373.9	1595.2
57.5°	1407.9	1404.0	1419.7	1455.1	1455.1	1329.3	1322.8	1303.2	1461.6	1608.3	1810.0
60°	1473.4	1481.3	1517.9	1588.7	1626.6	1545.4	1541.5	1545.4	1697.4	1772.0	1963.2
62.5°	1514.0	1531.0	1624.0	1745.8	1825.7	1834.9	1810.0	1807.4	1880.7	1908.2	2064.1
65°	1442.0	1469.5	1621.4	1819.2	2064.1	2212.1	2193.7	2035.3	2032.7	2031.3	2044.4
67.5°	1252.1	1273.0	1493.1	1786.4	2192.4	2501.5	2491.0	2238.3	2176.7	2041.8	1861.1
70°	897.1	926.0	1140.7	1529.7	2109.9	2616.8	2620.7	2345.7	2158.4	1882.0	1491.7
72.5°	555.3	556.6	695.4	1089.7	1786.4	2447.8	2463.5	2239.6	1942.3	1567.7	1054.3
75°	171.6	186.0	294.7	571.0	1208.9	1990.7	2039.2	1861.1	1554.6	1084.4	577.6
77.5°	85.1	87.7	106.1	209.6	581.5	1288.7	1325.4	1242.9	982.3	525.2	242.3
80°	48.5	51.1	65.5	93.0	222.6	640.4	670.6	654.8	398.1	189.9	103.5
82.5°	23.6	24.9	32.7	47.1	94.3	191.2	214.8	235.7	151.9	100.8	56.3
85°	6.5	6.5	9.2	15.7	24.9	39.3	39.3	43.2	53.7	51.1	27.5
87.5°	0.0	0.0	0.0	1.3	1.3	1.3	2.6	1.3	2.6	3.9	3.9
90°	0.0	0.0	0.0	0.0	0.0	0.0	0.0	0.0	0.0	0.0	0.0



REPORT NUMBER: P437436
 CATALOG NUMBER: ISC-SA1C-830-U-T4W

CANDELA DISTRIBUTION (continued):

	90°	95°	105°	115°	125°	135°	145°	155°	165°	175°	180°
0°	370.6	370.6	370.6	370.6	370.6	370.6	370.6	370.6	370.6	370.6	370.6
2.5°	372.0	372.0	369.3	370.6	370.6	372.0	372.0	373.3	374.6	375.9	375.9
5°	374.6	373.3	372.0	373.3	374.6	377.2	381.1	385.1	387.7	391.6	390.3
7.5°	382.4	378.5	379.8	379.8	385.1	390.3	398.1	403.4	408.6	411.2	411.2
10°	391.6	389.0	387.7	392.9	398.1	408.6	415.2	423.0	427.0	433.5	430.9
12.5°	404.7	398.1	399.5	406.0	416.5	424.3	429.6	436.1	440.1	445.3	444.0
15°	415.2	411.2	412.6	423.0	433.5	438.7	441.4	444.0	445.3	449.2	450.5
17.5°	428.3	427.0	428.3	437.4	444.0	445.3	444.0	441.4	440.1	444.0	442.7
20°	442.7	441.4	442.7	449.2	446.6	441.4	436.1	432.2	428.3	430.9	432.2
22.5°	454.5	455.8	457.1	454.5	444.0	430.9	421.7	415.2	412.6	415.2	417.8
25°	468.9	470.2	471.5	458.4	433.5	412.6	399.5	395.5	396.8	400.8	402.1
27.5°	487.2	491.1	487.2	457.1	419.1	389.0	378.5	377.2	378.5	382.4	386.4
30°	506.9	512.1	499.0	450.5	399.5	365.4	356.2	356.2	360.2	362.8	366.7
32.5°	523.9	534.4	509.5	438.7	372.0	343.1	336.6	334.0	334.0	336.6	337.9
35°	544.8	557.9	516.0	417.8	345.8	324.8	319.6	311.7	305.2	306.5	305.2
37.5°	565.8	585.4	513.4	385.1	316.9	303.9	298.6	286.8	276.3	269.8	272.4
40°	605.1	628.7	508.2	343.1	290.8	285.5	276.3	263.2	250.2	238.4	237.1
42.5°	674.5	675.8	496.4	305.2	265.9	263.2	255.4	243.6	227.9	212.2	212.2
45°	767.5	743.9	480.7	269.8	242.3	244.9	238.4	226.6	208.2	193.8	193.8
47.5°	907.6	825.1	450.5	238.4	222.6	227.9	224.0	212.2	192.5	179.4	179.4
50°	1104.1	957.4	420.4	216.1	208.2	213.5	212.2	197.8	179.4	169.0	169.0
52.5°	1332.0	1130.3	399.5	199.1	191.2	200.4	200.4	187.3	170.3	162.4	161.1
55°	1566.4	1292.7	378.5	184.7	179.4	187.3	191.2	179.4	163.7	157.2	155.9
57.5°	1732.7	1373.9	349.7	172.9	166.3	176.8	182.0	174.2	159.8	153.2	151.9
60°	1816.6	1381.7	293.4	161.1	154.5	167.6	176.8	170.3	159.8	157.2	157.2
62.5°	1836.2	1349.0	234.4	150.6	146.7	162.4	178.1	175.5	167.6	170.3	171.6
65°	1752.4	1240.3	191.2	142.8	141.4	161.1	186.0	184.7	169.0	175.5	176.8
67.5°	1552.0	1051.7	162.4	134.9	133.6	163.7	200.4	184.7	159.8	166.3	163.7
70°	1219.3	833.0	140.1	127.0	127.0	162.4	208.2	182.0	149.3	151.9	144.1
72.5°	801.5	546.1	124.4	119.2	115.3	148.0	203.0	176.8	144.1	136.2	127.0
75°	406.0	271.1	111.3	112.6	100.8	125.7	196.5	175.5	142.8	129.7	125.7
77.5°	167.6	127.0	99.5	102.2	85.1	107.4	184.7	162.4	128.4	115.3	111.3
80°	87.7	78.6	83.8	85.1	69.4	85.1	146.7	140.1	115.3	106.1	100.8
82.5°	51.1	49.8	64.2	65.5	48.5	69.4	129.7	121.8	96.9	86.4	83.8
85°	23.6	27.5	43.2	39.3	30.1	45.8	78.6	60.2	43.2	38.0	36.7
87.5°	2.6	3.9	9.2	9.2	6.5	3.9	1.3	0.0	0.0	0.0	0.0
90°	0.0	0.0	0.0	0.0	0.0	0.0	0.0	0.0	0.0	0.0	0.0

Cooper Lighting Solutions Photometric Lab
1121 Highway 74 South
Peachtree City, GA 30269



LM-79-2019: Approved Method: Electrical and Photometric Measurements of Solid-State Lighting Products

Report Prepared for

Cooper Lighting Solutions

MCGRAW EDISON

Report Number: SP1-2408-195-9

Test Date: 08/07/2024

Luminaire Tested: GALN-SB1A-830-U-5WQ

Data in this report applies to families of products including GALN-SB1A-830-U-5WQ.

Test Information

Test Method: LM-79-2019
 Report Number: SP1-2408-195-9
 Test Lab: COOPER LIGHTING SOLUTIONS
 Photometer: SP1 - 76IN SPHERE
 Measurement Geometry: 4π
 Issue Date: 08/07/2024
 Manufacturer: COOPER LIGHTING SOLUTIONS
 Product Line: MCGRAW EDISON
 Catalog Number: **GALN-SB1A-830-U-5WQ**
 Description: GALLEON AREA AND ROADWAY LUMINAIRE. (1) 80 CRI, 3000K, 350MA HIGH DENSITY LIGHTSQUARE WITH 26 LEDS AND TYPE V WIDE OPTICS

Spectral Parameters

CCT (K): 3050
 CIE u': 0.2476
 CIE v': 0.5251
 Duv: 0.0034
 CIE x: 0.4383
 CIE y: 0.4131
 CIE z: 0.1487
 Peak Wavelength (nm): 603
 Dominant Wavelength (nm): 581
 Purity: 55.55201
 Rf: 81.5
 Rg: 99.2

CRI (Ra):	81.0		
R1:	79.6	R9:	7.1
R2:	85.6	R10:	67.0
R3:	92.0	R11:	82.7
R4:	82.6	R12:	63.2
R5:	78.9	R13:	80.3
R6:	81.7	R14:	95.0
R7:	85.2	R15:	71.7
R8:	62.0		



Test Conditions

Stabilization Time: 20M
 Operation Time: 1H 20M
 Sphere Temperature (°C): 24.2

REPORT NUMBER: SP1-2408-195-9

Measurement and Test Equipment			
Instrument	Identification Number	Calibration Date	Calibration Due Date
Photometer	IN0058	6/18/2024	12/18/2024
Power Meter	INXT2011004	2/8/2024	2/8/2025
AC Power Source	IN0063	10/24/2023	10/24/2024
DC Power Source	IN0208	10/24/2023	10/24/2024
Sphere Thermometer	IN0085	10/24/2023	10/24/2024
Room Thermometer	IN0046	10/24/2023	10/24/2024

REPORT NUMBER: SP1-2408-195-9

CIE 1931 Chromaticity Diagram



CIE 1931 Chromaticity Diagram with 2017 ANSI 7-Step and 4-Step Quadrangles



Point lies inside the ANSI 3000K 4-step quadrangle

REPORT NUMBER: SP1-2408-195-9

Photopic Flux vs. Wavelength



Photopic Lumens: NR

λ (nm)	Power W [^] /nm	Lumens (ϕ /nm)	λ (nm)	Power W [^] /nm	Lumens (ϕ /nm)	λ (nm)	Power W [^] /nm	Lumens (ϕ /nm)	λ (nm)	Power W [^] /nm	Lumens (ϕ /nm)	λ (nm)	Power W [^] /nm	Lumens (ϕ /nm)
360	0	NR	490	168	NR	620	940	NR	750	35	NR	880	1	NR
365	0	NR	495	233	NR	625	897	NR	755	30	NR	885	1	NR
370	0	NR	500	300	NR	630	847	NR	760	26	NR	890	1	NR
375	0	NR	505	372	NR	635	790	NR	765	22	NR	895	1	NR
380	0	NR	510	430	NR	640	730	NR	770	19	NR	900	1	NR
385	0	NR	515	483	NR	645	668	NR	775	16	NR	905	1	NR
390	0	NR	520	524	NR	650	605	NR	780	14	NR	910	0	NR
395	2	NR	525	555	NR	655	545	NR	785	12	NR	915	0	NR
400	4	NR	530	581	NR	660	485	NR	790	10	NR	920	0	NR
405	7	NR	535	604	NR	665	430	NR	795	9	NR	925	0	NR
410	17	NR	540	623	NR	670	378	NR	800	8	NR	930	0	NR
415	34	NR	545	645	NR	675	331	NR	805	7	NR	935	0	NR
420	68	NR	550	667	NR	680	290	NR	810	6	NR	940	0	NR
425	128	NR	555	693	NR	685	251	NR	815	5	NR	945	0	NR
430	214	NR	560	719	NR	690	218	NR	820	4	NR	950	0	NR
435	339	NR	565	754	NR	695	188	NR	825	4	NR	955	0	NR
440	507	NR	570	791	NR	700	162	NR	830	3	NR	960	0	NR
445	573	NR	575	830	NR	705	139	NR	835	3	NR	965	0	NR
450	356	NR	580	873	NR	710	119	NR	840	3	NR	970	0	NR
455	217	NR	585	913	NR	715	102	NR	845	2	NR	975	0	NR
460	168	NR	590	948	NR	720	88	NR	850	2	NR	980	0	NR
465	113	NR	595	974	NR	725	76	NR	855	2	NR	985	0	NR
470	85	NR	600	994	NR	730	65	NR	860	1	NR	990	0	NR
475	85	NR	605	998	NR	735	55	NR	865	1	NR	995	0	NR
480	94	NR	610	994	NR	740	47	NR	870	1	NR	1000	0	NR
485	120	NR	615	973	NR	745	41	NR	875	1	NR			

REPORT NUMBER: SP1-2408-195-9

Scotopic Flux vs. Wavelength



Scotopic Lumens: NR

S/P: 1.27

λ (nm)	Power W [^] /nm	Lumens (φ/nm)	λ (nm)	Power W [^] /nm	Lumens (φ/nm)	λ (nm)	Power W [^] /nm	Lumens (φ/nm)	λ (nm)	Power W [^] /nm	Lumens (φ/nm)	λ (nm)	Power W [^] /nm	Lumens (φ/nm)
360	0	NR	490	168	NR	620	940	NR	750	35	NR	880	1	NR
365	0	NR	495	233	NR	625	897	NR	755	30	NR	885	1	NR
370	0	NR	500	300	NR	630	847	NR	760	26	NR	890	1	NR
375	0	NR	505	372	NR	635	790	NR	765	22	NR	895	1	NR
380	0	NR	510	430	NR	640	730	NR	770	19	NR	900	1	NR
385	0	NR	515	483	NR	645	668	NR	775	16	NR	905	1	NR
390	0	NR	520	524	NR	650	605	NR	780	14	NR	910	0	NR
395	2	NR	525	555	NR	655	545	NR	785	12	NR	915	0	NR
400	4	NR	530	581	NR	660	485	NR	790	10	NR	920	0	NR
405	7	NR	535	604	NR	665	430	NR	795	9	NR	925	0	NR
410	17	NR	540	623	NR	670	378	NR	800	8	NR	930	0	NR
415	34	NR	545	645	NR	675	331	NR	805	7	NR	935	0	NR
420	68	NR	550	667	NR	680	290	NR	810	6	NR	940	0	NR
425	128	NR	555	693	NR	685	251	NR	815	5	NR	945	0	NR
430	214	NR	560	719	NR	690	218	NR	820	4	NR	950	0	NR
435	339	NR	565	754	NR	695	188	NR	825	4	NR	955	0	NR
440	507	NR	570	791	NR	700	162	NR	830	3	NR	960	0	NR
445	573	NR	575	830	NR	705	139	NR	835	3	NR	965	0	NR
450	356	NR	580	873	NR	710	119	NR	840	3	NR	970	0	NR
455	217	NR	585	913	NR	715	102	NR	845	2	NR	975	0	NR
460	168	NR	590	948	NR	720	88	NR	850	2	NR	980	0	NR
465	113	NR	595	974	NR	725	76	NR	855	2	NR	985	0	NR
470	85	NR	600	994	NR	730	65	NR	860	1	NR	990	0	NR
475	85	NR	605	998	NR	735	55	NR	865	1	NR	995	0	NR
480	94	NR	610	994	NR	740	47	NR	870	1	NR	1000	0	NR
485	120	NR	615	973	NR	745	41	NR	875	1	NR			

REPORT NUMBER: SP1-2408-195-9

Melanopic Flux vs. Wavelength



Melanopic Lumens: NR

M/P: 2.32

λ (nm)	Power W [^] /nm	Lumens (φ/nm)	λ (nm)	Power W [^] /nm	Lumens (φ/nm)	λ (nm)	Power W [^] /nm	Lumens (φ/nm)	λ (nm)	Power W [^] /nm	Lumens (φ/nm)	λ (nm)	Power W [^] /nm	Lumens (φ/nm)
360	0	NR	490	168	NR	620	940	NR	750	35	NR	880	1	NR
365	0	NR	495	233	NR	625	897	NR	755	30	NR	885	1	NR
370	0	NR	500	300	NR	630	847	NR	760	26	NR	890	1	NR
375	0	NR	505	372	NR	635	790	NR	765	22	NR	895	1	NR
380	0	NR	510	430	NR	640	730	NR	770	19	NR	900	1	NR
385	0	NR	515	483	NR	645	668	NR	775	16	NR	905	1	NR
390	0	NR	520	524	NR	650	605	NR	780	14	NR	910	0	NR
395	2	NR	525	555	NR	655	545	NR	785	12	NR	915	0	NR
400	4	NR	530	581	NR	660	485	NR	790	10	NR	920	0	NR
405	7	NR	535	604	NR	665	430	NR	795	9	NR	925	0	NR
410	17	NR	540	623	NR	670	378	NR	800	8	NR	930	0	NR
415	34	NR	545	645	NR	675	331	NR	805	7	NR	935	0	NR
420	68	NR	550	667	NR	680	290	NR	810	6	NR	940	0	NR
425	128	NR	555	693	NR	685	251	NR	815	5	NR	945	0	NR
430	214	NR	560	719	NR	690	218	NR	820	4	NR	950	0	NR
435	339	NR	565	754	NR	695	188	NR	825	4	NR	955	0	NR
440	507	NR	570	791	NR	700	162	NR	830	3	NR	960	0	NR
445	573	NR	575	830	NR	705	139	NR	835	3	NR	965	0	NR
450	356	NR	580	873	NR	710	119	NR	840	3	NR	970	0	NR
455	217	NR	585	913	NR	715	102	NR	845	2	NR	975	0	NR
460	168	NR	590	948	NR	720	88	NR	850	2	NR	980	0	NR
465	113	NR	595	974	NR	725	76	NR	855	2	NR	985	0	NR
470	85	NR	600	994	NR	730	65	NR	860	1	NR	990	0	NR
475	85	NR	605	998	NR	735	55	NR	865	1	NR	995	0	NR
480	94	NR	610	994	NR	740	47	NR	870	1	NR	1000	0	NR
485	120	NR	615	973	NR	745	41	NR	875	1	NR			

Summary

$R_f = 81.5$
 $R_g = 99.2$
 $CIE R_a = 81.0$
 $R_9 = 7.1$



Color Vector Graphics



Individual Sample Fidelity Index ($R_{f,i}$)

CES01 = 86	CES26 = 74	CES51 = 89	CES76 = 70
CES02 = 63	CES27 = 88	CES52 = 92	CES77 = 86
CES03 = 31	CES28 = 89	CES53 = 81	CES78 = 72
CES04 = 70	CES29 = 67	CES54 = 87	CES79 = 90
CES05 = 50	CES30 = 68	CES55 = 85	CES80 = 88
CES06 = 51	CES31 = 71	CES56 = 78	CES81 = 78
CES07 = 42	CES32 = 70	CES57 = 76	CES82 = 95
CES08 = 41	CES33 = 71	CES58 = 78	CES83 = 90
CES09 = 29	CES34 = 82	CES59 = 92	CES84 = 94
CES10 = 76	CES35 = 90	CES60 = 95	CES85 = 86
CES11 = 59	CES36 = 93	CES61 = 93	CES86 = 72
CES12 = 65	CES37 = 87	CES62 = 83	CES87 = 85
CES13 = 43	CES38 = 75	CES63 = 77	CES88 = 83
CES14 = 74	CES39 = 94	CES64 = 83	CES89 = 75
CES15 = 71	CES40 = 89	CES65 = 77	CES90 = 81
CES16 = 47	CES41 = 85	CES66 = 80	CES91 = 96
CES17 = 50	CES42 = 86	CES67 = 79	CES92 = 73
CES18 = 56	CES43 = 81	CES68 = 84	CES93 = 84
CES19 = 72	CES44 = 99	CES69 = 91	CES94 = 64
CES20 = 66	CES45 = 87	CES70 = 78	CES95 = 80
CES21 = 87	CES46 = 82	CES71 = 76	CES96 = 84
CES22 = 79	CES47 = 77	CES72 = 92	CES97 = 87
CES23 = 92	CES48 = 71	CES73 = 71	CES98 = 81
CES24 = 91	CES49 = 81	CES74 = 93	CES99 = 74
CES25 = 72	CES50 = 89	CES75 = 74	



Color Rendition by Hue-Angle Bin



Measure Comparisons



(END OF REPORT)